

# **SL-T3020IRC050-L236-C-S**

\_\_\_\_\_  
\_\_\_\_\_  
\_\_\_\_\_



## Absolute Maximum Ratings at Ta=25


**1. Storage and operating:**

## Electrical Optical Characteristics at Ta=25

	2					
Peak Wavelength	p	---	940	---	nm	I
		---	50	---	nm	I

Note:

2

## Typical Electrical / Optical Characteristics Curves (25 Ambient Temperature Unless Otherwise Noted)

Fig.1 Spectral Distribution

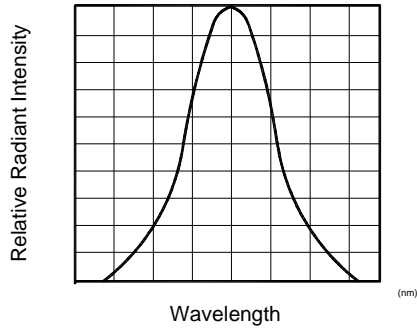


Fig.2 Forward Current Vs Ambient Temperature

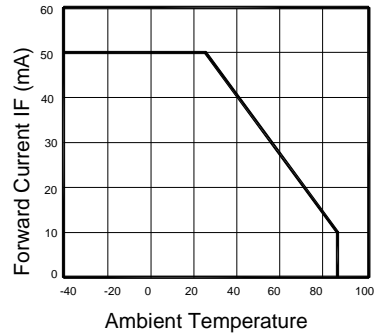


Fig.4 Relative Radiant Intensity Vs Ambient Temperature

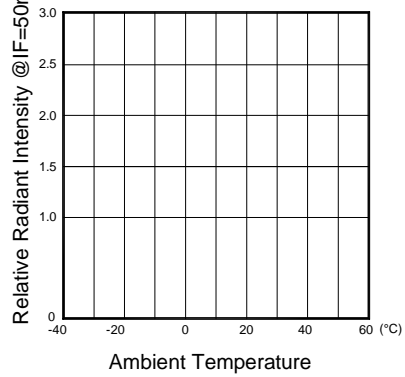
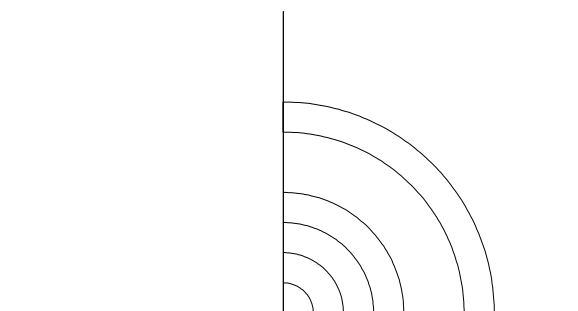
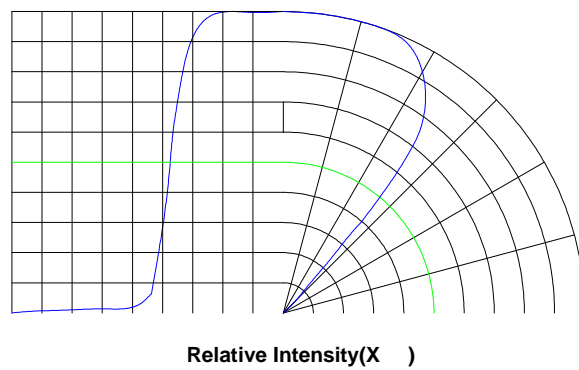



Fig.6 Radiation Diagram



# LIGHT

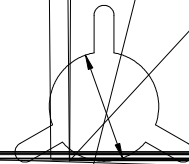
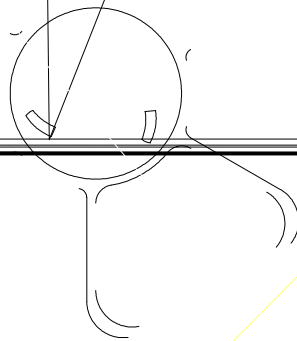


## Label Explanation

<b>LIGHT</b>	
Light Electronics CO., LTD	
MODEL NAME: _____	LOT NO. : _____
QUANTITY: _____	
BIN: _____	
PACKING DATE: _____	
REMARKS: _____	


<b>LIGHT</b>	
Light Electronics CO., LTD	
MODEL NAME: _____	LOT NO. : _____
QUANTITY: _____	
BIN: _____	
PACKING DATE: _____	
CUSTOMER P/N: _____	

## Reel Dimensions

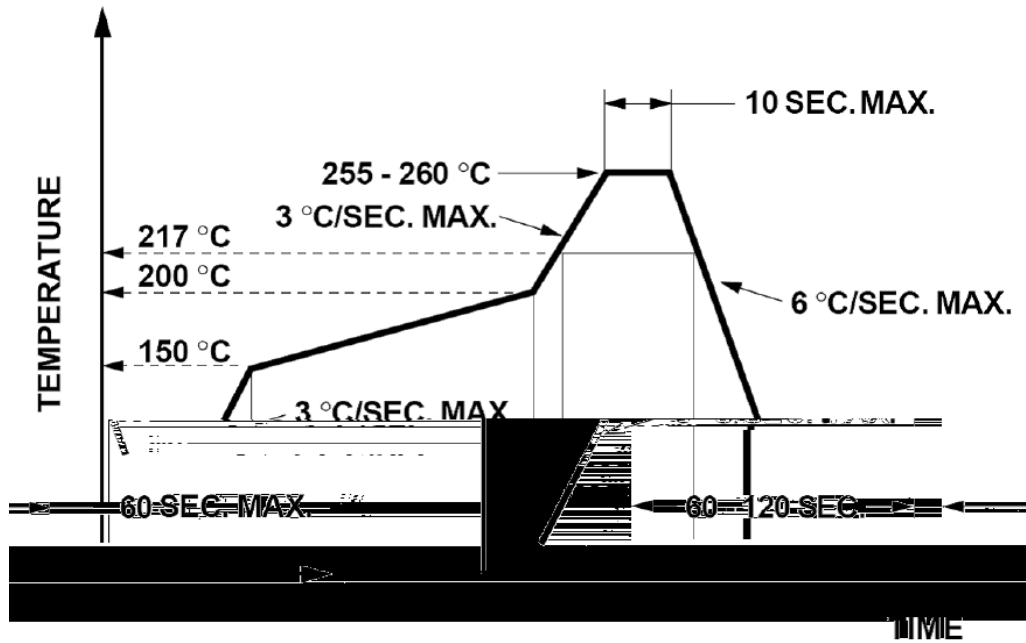


φ132±0.03

LIG



## Suggest IR Reflow Condition For Lead Free



Soldering iron

°C

Repairing

