

# LG-IRM2A738KEF3

## Infrared Receiver Module

### DATA SHEET

SPEC.NO. : SZ17070802  
DATE : 2017/07/08  
REV. : A/0

Approved By:

Checked By:

Prepared By:



6 (T=25 Vcc=3.0v f<sub>0</sub>=38KHZ)

			Min	Type	Max	
	I <sub>CC</sub>	VDD=5v	0.2	0.3	0.5	mA
	L	0°	8	10		M
	L	35°	4	5		M
	L	35°	4	5		M
	f <sub>0</sub>			37.9		kHz
BPF	f <sub>BW</sub>		3	4.5	6	kHz
	V <sub>OL</sub>	I sink=2.0mA		0.2	0.4	V
	V <sub>OH</sub>	VCC=5V	2.7	3.0	VCC	V
	T <sub>PVH</sub>	burst wave Vi n=500μ v p-p	400	600	800	μ S
	T <sub>PVH</sub>	burst wave Vi n=50mV p-p	400	640	800	μ S
	Tburst	Vi n=50mV p-p	400			us
	Tburst gap	Vi n=50mV p-p	450			us
	Tpause	Vi n=50mV p-p	45			ms

L - p5l RāC āC- 7p7, 1M āp  
2pp 5pL

7 :  
NEC/RC5\_Phi I i ps.

8.



9


	Min	Typ	Max	
V <sub>DD</sub>	2.7	-----	5.5	V
FM		37.9		kHz
Topr		25		

10.

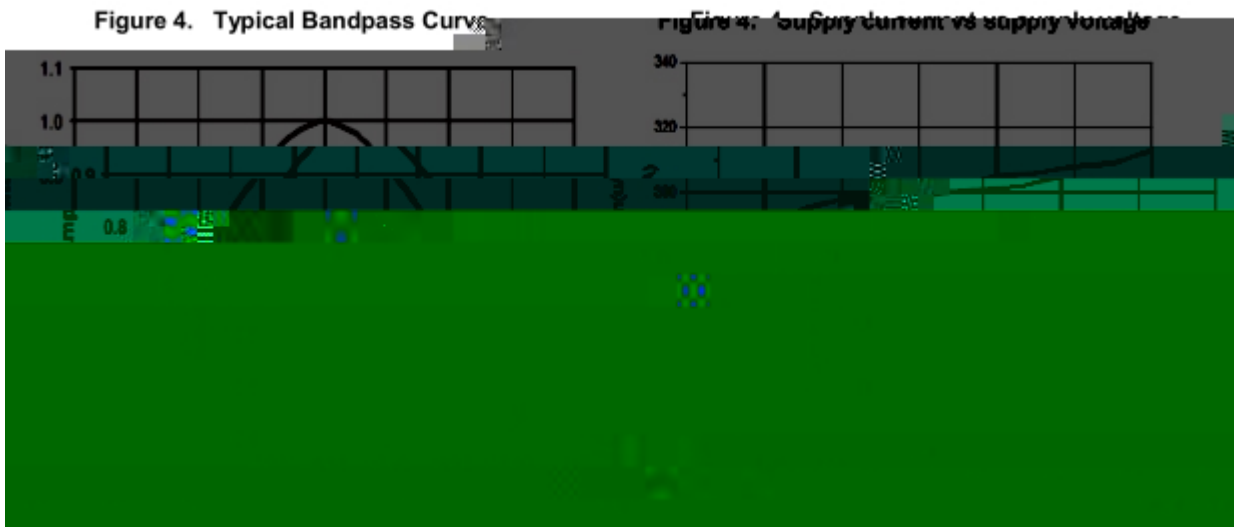
	V <sub>DD</sub>	6.0	V
	Tstg	-40 — +125	
*	Tsol	260± 5 5S	

\* 2.0mm

11. :




12 (Characteristics Curve) (Tamb=25 unless otherwise specified)



13

	260 ± 5	5	20	20
	100PF, 1.5k, 4KV,		20	20
	10-50Hz/1min 1.5mm X Y Z/30min	30	20	20
	85 ± 2	240	20	20
	-20 ± 2	240	20	20
	85 85%	240	20	20
	-20 30 85 30	10	20	20
	2.5N 2		20	20

# LIGHT



16.

1è.      ë      ô ï

ú      5pPCS

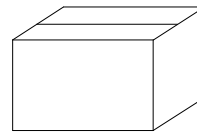
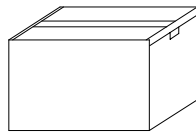
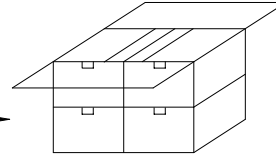
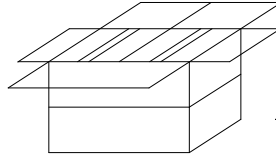
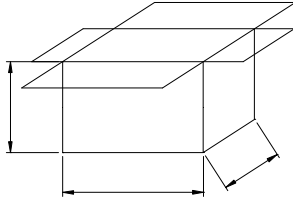
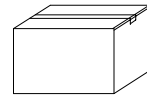
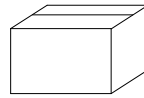
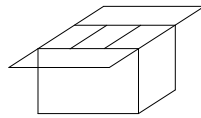
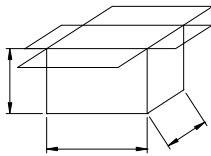
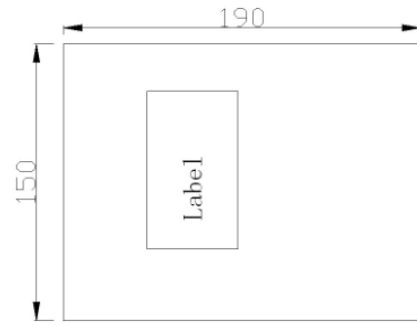
2è.

ô

ú      5pPCS

1p

ã



( pcs / )	( / )	( / )
<b>500</b>	<b>10</b>	<b>4</b>