

# **SL-T4233IRC050-L365**

## **DATA SHEET**

SPEC. NO. : SZ18051401  
DATE : 2021/03/19  
REV. : B/1

Approved By:

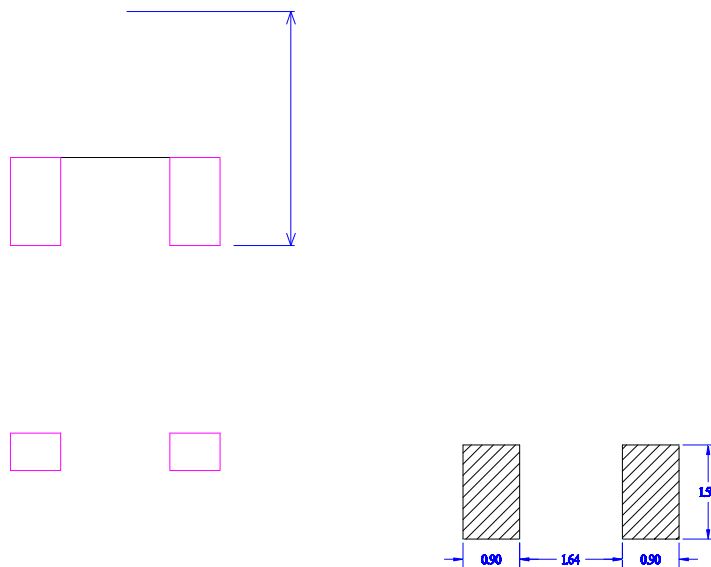
Checked By:

Prepared By:

## Features

- Pb free product—RoHS compliant
- Low power consumption, High efficiency
- Reliable and rugged
- Long life – solid state reliability
- Radiant angle: 70°

## Package Dimension



Recommended Soldering patterns

| Part NO.            | Chip Material | Lens Color  |
|---------------------|---------------|-------------|
| SL-T4233IRC050-L365 | AlGaAs/Si     | Water Clear |

### Notes:

1. All dimensions are in millimeters.
2. Tolerance is  $\pm 0.10$ mm unless otherwise noted
3. Specifications are subject to change without notice.

## Absolute Maximum Ratings at Ta=25

| Parameter                                   | MAX.                    | Unit |
|---------------------------------------------|-------------------------|------|
| Power Dissipation                           | 150                     | mW   |
| Continuous Forward Current                  | 100                     | mA   |
| Peak Forward Current <sup>*3</sup>          | 1.0                     | A    |
| Reverse Voltage                             | 5                       | V    |
| Electrostatic Discharge (HBM) <sup>*5</sup> | 2000                    | V    |
| Moisture Sensitivity Level <sup>*1</sup>    | 5a                      |      |
| Operating Temperature                       | -40 to + 85             |      |
| Storage Temperature                         | -40 to + 100            |      |
| IR Reflow Temperature <sup>*4</sup>         | 260 for 10 Seconds MAX. |      |

### 1. Storage:

- (1). Storage requirements before vacuum bag opened: Temperature<30 , Humidity<65%RH;
- (2). Check air leakage and vacuum bag damage before opened. If there is any issue found, check the humidity indicator card immediately after bag opened:
  - a. If color changes on “10% circle” of the humidity indicator card only and not the circles of 20% and above, components can be used without additional handling;
  - b. If color changes on both 10% and 20% circles but not the circles of 30% and above, components must be dehumidified according to the conditions of bullet (5);
  - c. If color changes on 10%, 20%, and 30% circle or above, the product should be returned to the supplier for high temperature dehumidification;
- (3). After bag opened, manual soldering or reflow process must follow the following requirements:
  - a. Complete soldering / reflow within 24 hours;
  - b. Requirements of working environment: Temperature<30 , Humidity<60%RH;
- (4). If the working condition is outside (3)a or (3)b requirement, the components must be dehumidified according to the conditions of bullet (5);
- (5). Low temperature dehumidification: temperature 60±5 , 24 hours;
- (6). Shelf life: 60 days. If it’s over 60 days from the production date on the package label, the components must be dehumidified according to the condition of bullet (5). If customer is unable to dehumidify, return components to LIGHT for dehumidification.

### 2. Cleaning:

Use alcohol-based cleaning solvents such as isopropyl alcohol to clean the LED if necessary.

### 3. Peak Forward Current:

Condition for is IFP pulse:

# W





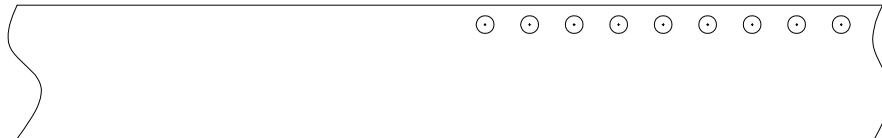


## Label Explanation

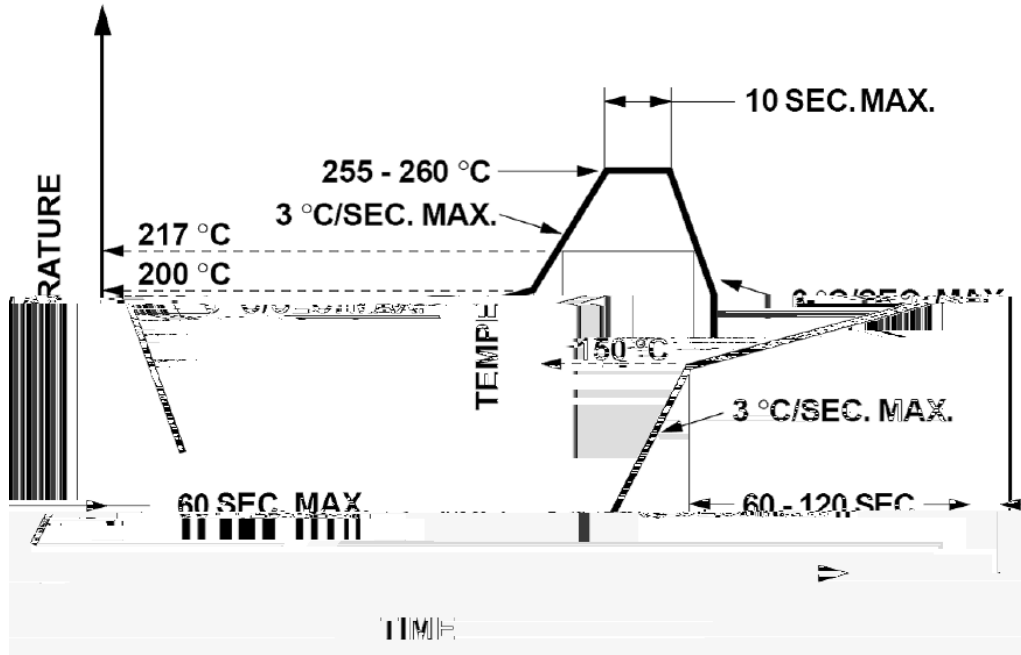


### Carrier Tape Specifications (Loaded Quantity: 2300pcs/reel)

| ITEM | W              | A0             | A1             | B0             | B1             | K0             | E              | F              | D0             | D1             | P0             | P1             | P2             | T              |
|------|----------------|----------------|----------------|----------------|----------------|----------------|----------------|----------------|----------------|----------------|----------------|----------------|----------------|----------------|
| DIM  | 12.00          | 3.85           | 1.85           | 4.40           | 3.70           | 3.65           | 1.75           | 5.50           | 1.50           | 1.60           | 4.00           | 8.00           | 2.00           | 0.30           |
| TOL  | +0.10<br>-0.10 | +0.10<br>-0.10 | +0.10<br>-0.10 | +0.10<br>-0.10 | +0.10<br>-0.10 | +0.10<br>-0.10 | +0.10<br>-0.10 | +0.10<br>-0.10 | +0.10<br>-0.10 | +0.10<br>-0.10 | +0.10<br>-0.10 | +0.10<br>-0.10 | +0.10<br>-0.10 | +0.05<br>-0.05 |



## Suggest IR Reflow Condition For Lead Free



1. Reflow soldering should not be done more than two times.
2. When soldering, do not put stress on the LEDs during heating.

## Soldering iron

1. When hand soldering, the temperature of the iron must less than 300 for 3 seconds.